

YANKTON BUCKS BASKETBALL

2017-2018


AA STATE CHAMPIONS

SANFORD PENTAGON/KELOLAND BOYS TEAM OF THE YEAR



17 – 7 Overall

13 – 7 Regular Season





BUCKS
12

BUCKS
10

BUCKS
21

BUCKS
32

BUCKS
34

BUCKS
24

BUCKS
35

BUCKS
14

BUCKS
22

BUCKS
2







- Player 14 (leftmost)
- Player 21
- Player 22
- Coach (white jacket)
- Player 24
- Player 28
- Player 32
- Player 20 (rightmost)

Yankton Buck Basketball

2017-2018



Philosophy: Basketball is a tremendous learning experience that teaches young people valuable life lessons. Our basketball program is based on a simple philosophy: **all players** in the program will be members of a **successful** team and program with the goal of making them better young men.

“**Success** is peace of mind which is a direct result of self-satisfaction in knowing you made the effort to become the best of which you are capable.” John Wooden

Yankton Buck Basketball

2017-2018

TEAM/INDIVIDUAL GOAL SHEET

OVERALL TEAM GOALS

Become Better People
Represent Program Positively
Become A Successful Team
Be Positive Examples for Young Bucks

OFF-SEASON TEAM GOALS

Develop A True Team Commitment
Great Attendance: Weights/Open Gym/Camps
Develop Chemistry/Friendships
Develop Team Offense/Defense

IN-SEASON TEAM GOALS

Make the State Tournament
Top 2 ESD: Chance to Win It
Win 14 or more games
Host Sweet 16 Game
State Semi's
State Champions

OVERALL INDIVIDUAL

- 1.
- 2.
- 3.

IN-SEASON TEAM

- 1.
- 2.
- 3.

IN-SEASON INDIVIDUAL

- 1.
- 2.
- 3.

"THE RISE UPWARDS CAN BE DIFFICULT, SURELY SETBACKS WILL OCCUR, BUT RESILENCY WILL LEAD YOU TO THE TOP."

"WE MUST ACT LIKE CHAMPIONS EVERYDAY IF WE WISH TO BE CHAMPIONS SOMEDAY."



The Yankton Buck Way On The Floor

Mission: Is to compete to win each game one possession at a time.

We are not going to talk about what we are going to accomplish, we are going to talk about how we are going to do it.

It is not the end result. Don't think about winning the ESD championship. Don't think about winning the state championship. Think about what you need to do in this drill, on this possession, in this moment. That is the process; let's think about what we can do today, the task at hand.

Results

Winning Is a By-Product of The Process

Performance



Do Your Job To The Best of Your Ability
Poise-Confidence-Mental Toughness

Preparation

Success Travels In The Company of Very Hard Work. There is no trick, no easy way.
Self Discipline-Work Ethic-Passion

Character

What You Are As A Person Is Far More Important Than What You Are As A Basketball Player-We Need People of Great Character To Be Successful
Maturity-Humility-Loyalty-Unity



2017-2018 Season Highlights

Winning our season opener against a young and talented Huron team at the Huron Arena. Cameron led the Bucks with a career high 18 points on five made 3 pointers.

Defeated a very good Brandon Valley team in the *Sanford Pentagon Throwback Classic* game at the Sanford Pentagon in Sioux Falls by the score of 49-37. It was the only time all year that Brandon Valley was held in the 30's. The Bucks moved to 2-0.

Our first games after Christmas saw the Bucks playing in its first ever Mike Miller Classic. We defeated the Mitchell Kernels in the Corn Palace to move into the championship game of the Gary Munson Tournament. The next night we played DeLaSalle, a powerhouse out of Minnesota. DeLaSalle was the 6 time defending state AAA champions in Minnesota and went on to a record of 25-5 before losing in the state semifinals, ending their state championship run. The Bucks gave the Islanders all they wanted and had a chance to tie or win the game in the final seconds but it was not to be as the Bucks fell 57-61.

The Bucks picked up their first home win of the season on January 5th over the Watertown Arrows by the score of 70-48. Matthew had a great game with 37 points on six made 3 pointers. Casey, Rex and Owen all followed with 8 points.

The Bucks started a 4 game win streak at Sioux Falls O'Gorman by defeating the Knights 66-57. The Bucks showed great scoring balance in this game; led by Jack with 19 points, Matthew with 18, Cameron with 11, Rex with 9 and Casey with 7. A couple nights later the Bucks traveled to Brookings and jumped out to a big 27-0 lead before winning 66-38. After a couple nice road wins the Bucks welcomed in the Aberdeen Central Golden Eagles. The Bucks outscored Aberdeen 39-25 in the second half to win 61-46. Matthew set a school record for points in a game with 42! He scored 31 of those in the second half alone! Three nights later the Bucks welcomed in the number 1 ranked and undefeated Harrisburg Tigers. The Bucks were able to win a hard fought battle in front of a raucous home court crowd by the final of 50-48.

After dropping a home game to Huron, ending the Bucks 4 game winning streak, we took to the road to Pierre looking to start another win streak. Just outside of Tyndall our bus was hit by a giant snowball, coming off a semi-truck from ongoing traffic, smashing in the front window of the bus! Denny was the MVP of the day by keeping the bus steady and driving us to safety! After about an hour or so of cleaning up glass and loading another bus we set off for Pierre again. Matthew and Jack had great games scoring a combined 47 points and leading us to a 58-50 win, the first of three wins in a row. Next up we took to the road for another tough challenge at Sioux Falls Washington. In another great defensive effort, we were able to defeat the Warriors 50-39, the only time all year the Warriors scored in the 30's. We once again had three players in double figures as Matthew and Jack had 13 and Rex had 11. Later that week the Bucks jumped out to an early lead and never looked back in defeating the Mitchell Kernels by a final of 54-34. It was the 12th straight win for the Bucks over the Kernels.

We picked up another solid road ESD win at Watertown on February 17th by the final score of 54-50. Matthew and Rex lead us in scoring with 17 & 12 points. Casey and Cameron chipped in with 7 each.

A solid 4th quarter helped us defeat the Brookings Bobcats by a final score of 61-49. Matthew had another great game by scoring 38 points, 22 of them coming in the second half.

We finished the regular season with a 13-7 overall record; 11-5 in the ESD and 2-2 in non-conference games. 3 of our non-conference games were on the road against Sioux Falls schools. We went 2-1 against them. Our last non-conference game was at a neutral site against DeLaSalle.

2017-2018 Post Season Highlights

After falling to Brandon Valley in the regular season finale we dropped from the 6th overall seed all the way down to the 11th overall seed. In the new *Round of 16* that meant another road trip to preseason number 1 Aberdeen, not exactly a great draw. We split with Aberdeen during the regular season beating them at our place and losing to them just a couple weeks earlier in Aberdeen. The Golden Eagles were playing better than anyone in the state as their last loss was to us on January 20th. Ben Jurrens helped us get off to a great start scoring 7 first quarter points as we raced out to a 16-9 first quarter lead. Aberdeen cut our lead down to 4 at half; 26-22. We had a nice 8-point lead near the end of the 3rd quarter before Aberdeen banked in a 3 pointer at the buzzer, our lead was trimmed to 5; 36-31. After controlling most of the game we faltered a bit down the stretch at the free throw line and taking care of the ball. Give Aberdeen credit they made a huge shot with 20 seconds to go to tie the game. We held the ball for the last shot. Matthew kicked out to Cameron who hit a 28 footer and we win 47-44! A great dogpile and celebration afterwards as we were going to the state tournament!

To say we didn't get the best draw in the first round of the state tournament would once again be an understatement. Sioux Falls Lincoln was preseason number 2 and ranked number 1 for a big portion of the regular season. They came into the tournament as the number 3 overall seed. We jumped out to an early lead but Lincoln answered and took a 16-14 lead after one quarter of play. The second quarter was all Sioux Falls Lincoln as they outscored us 18-6 to take a 34-20 halftime lead. We regrouped at halftime and came out on a 9-0 run to get right back within 3. We outscored the Patriots 21-9 in the 3rd quarter and only trailed by 2 heading into the fourth quarter, thanks to a huge 3 at the buzzer from Casey that sent the old Arena into a frenzy! The rest of the game was a back and forth affair with both teams making play after play and shot after shot. Trailing by one with 18 seconds to go Jack stole the inbounds pass, flipped it to Matthew who raced down the floor made a layup and got fouled. After Matthew converted the free throw we lead by 2. Lincoln missed a 3-point attempt and a tough put back and we won the game 59-57! The first round curse was broken in dramatic fashion! Yankton was playing on Friday night for the first time since 1981! It felt really good to say "we will see you tomorrow night." The Yankton crowd that filled the Sioux Falls Arena was a major reason for us being able to pull off the victory.

In the semifinals we faced Rapid City Central. They had been rated in the top 5 for most of the season and came in as the number 2 overall seed. Again we had a nice start but Central answered by hitting two 3's to end the first quarter and we only found ourselves up 16-13 after the first quarter. The second quarter was back and forth. Jack hit a 3 at the buzzer to send us into halftime with a 31-28 advantage. We played great defense in the 3rd quarter holding the Cobblers to only 7 points. Continuing to play well we stretched out a lead in the 4th quarter only to see Central continuing to fight and hit some tough 3 pointers in the last couple minutes to make us earn the victory. Matthew went 11-11 from the free throw line in the fourth quarter to help seal the victory. He also finished the game with 38 points! The Bucks were in the state finals for the first time since 1981! Once again the Yankton faithful showed up to support their Bucks and helped us pull out another victory. Now onto Championship Saturday!

Our rival, the Harrisburg Tigers awaited us on Saturday night. Most considered them the best team in the state throughout the season. Big shot Cam got us off on the right foot by making two first quarter 3's and we lead 9-5 at quarters end. Our defense proved solid in the second quarter holding Harrisburg to only 7 points and 12 total for the first half. We lead 19-12 at the half. A nice start to the 3rd quarter allowed us to build a 30-15 advantage. The Tigers would not go away easily and fought back to trail 30-23 after 3 quarters. The fourth quarter got extremely tight as Harrisburg cut our lead down to 2 on a couple different occasions but big baskets down the stretch by Rex and Matthew kept us in the lead. Up 2 with just over 2 seconds to play, we had to defend one last time. Harrisburg had the ball on their sideline out of bounds. We defended their play great and won the game by a final of 39-37! The Yankton Bucks were the state champions for the first time in 40 years! The first title since 1978! Our defense was the key! Harrisburg averaged over 65 points a game. The only time all year they scored in the 40's was when we beat them at our place 50-48. To hold them to 37 was a remarkable effort by the Yankton Bucks! There were over 7,500 people in attendance for the game. It seemed like almost all of them were wearing red and hailed from Yankton! Once again the fan support carried us to victory. How sweet it was to celebrate with our team, families, school and community in Sioux Falls!

2017-2018 Buck Basketball Awards

Letter Winners* Denotes How Many Letters a Player Has Received

Seniors: Jack Wolfgram***, Casey Krejci***, Cameron Krejci*** & Ben Jurrens**

Juniors: Rex Ryken***, Owen Feser**, Miles Carda*, Cole Sawatzke* & Kieren Luellman*

Sophomores: Cooper Cornemann*

9th Grade: Matthew Mors***

Captains

Jack Wolfgram, Cameron Krejci & Casey Krejci

Stat Awards

Leading Scorer: Matthew Mors-585 Points-24.4 PPG

Leading Rebounder: Matthew Mors-148 Rebounds-6.2 RPG

Leading Assists: Jack Wolfgram & Matthew Mors-42 Assists-1.8 APG

Leading Steals: Jack Wolfgram 34 Steals 1.4 SPG

Leading FG %: (minimum 50 attempts): Matthew Mors 208-410 51%

Leading 3 Point %: (minimum 20 attempts): Matthew Mors 50-128 39%

Leading FT %: (minimum 25 attempts): Ben Jurrens 22-28 78%

Team Awards: Varsity

MVP: Matthew Mors **Best Defensive Player:** Casey Krejci **Best Offensive Player:** Matthew Mors

Most Representative: Jack Wolfgram **Most Improved:** Cameron Krejci & Ben Jurrens

Team Awards: Sophomores

MVP: Dylan Horn **Hardest Worker:** Grant Gill **Most Improved:** Hunter Kotrous

Team Awards: Freshman

MVP: Aidan Feser **Hardest Worker:** Trevor Fitzgerald **Most Improved:** Jack Schaa

Individual Awards

SDBBCA All-State & Argus Leader First Five: Matthew Mors

State AA All-Tournament Team: Matthew Mors & Rex Ryken

ESD All-Conference: Matthew Mors

SDBBCA Academic All-State: Jack Wolfgram, Casey Krejci & Cameron Krejci

School Record Points in A Game: Matthew Mors 42 Points

School Record Points in A Season: Matthew Mors 585

School Record Highest Point Average in A Season: Matthew Mors 24.4

School Record Most 3's Made in A Career: Matthew Mors 121

Sanford Pentagon/KeloLand Media Group

2017-2018 Boys Basketball Team of the Year

Finalist for Player of The Year: Matthew Mors

Friend of the Program

PR & Karla Olson

2017-2018 Record

17-7 Overall

13-7 Regular Season (11-5 ESD 2-2 Non-Conference)

ESD Final Standings

1. Harrisburg	13-3
2. Brandon	12-4
2. Aberdeen	12-4
4. YANKTON	11-5
5. Watertown	8-8
6. Pierre	6-10
7. Huron	5-11
8. Brookings	4-12
9. Mitchell	1-15

2017-2018 State Tournament Placers

1. YANKTON (First Title Since 1978)
2. Harrisburg
3. Rapid City Stevens
4. Rapid City Central
5. Douglas
6. Sioux Falls O'Gorman
7. Sioux Falls Washington
8. Sioux Falls Lincoln

Yankton Buck Basketball Records

Team:

Most Points-Single Season: **1750-1974**

Highest Average Per Game: **73.0-1974**

Most Points-Single Game: **92-1974**

Best FG%: **49.1%-1990-91, 1993-94**

Best Freethrow %: **72.0-1976**

Most 3 Point Field Goals Attempted: 460-2015-16

Most 3 Point Field Goals Made: 149: 2017-18

Most 3 Point Field Goals %: **42.9%-1989-90**

Best record: **23-1-1973-74**

Individual:

Most points-game: Matthew Mors 42-2017-18

Most points-season: Matthew Mors 585-2017-2018

Highest scoring average single season: Matthew Mors 24.4 2017-2018

Most points-career: **Chad Nelson 1668-1971-74**

Most rebounds-game: **Chad Nelson 25-1974**

Most rebounds-season: **Chad Nelson 387-1973**

Most rebounds-career: **Chad Nelson 1197-1971-74**

Most steals-game: **Jason Nelson 9-1995**

Most steals-season: **Jason Nelson 65-1995**

Most steals-career: **Jason Nelson 193-1992-95**

Most assists-game: **Mark Ryken 11-1990-91**

Most assists-season: **Mark Ryken 169-1990-91**

Most assists-career: **Jason Nelson 285-1992-95**

Most 3's made-game: **Tate Pesicka 9-2004-05**

Most 3's made-season: **Tate Pesicka 62-2004-05**

Most 3's made-career: Matthew Mors 121-2015-2018

Best FT %-season: **Steve Diekmann 86.9-1989-90**

Best FT %-career: **Steve Diekmann 82.1 (165-201)-1989-91**

Best FG%-season: **Colton Iverson 65.9-2006-2007**

Individual Scoring List

1. Chad Nelson: 1974-1668
2. **Matthew Mors: 2018-1173**
3. Tate Pesicka: 2006-1164
4. Colton Iverson: 2008-977
5. Jay Smith: 1986-949
6. Steve Diekmann: 1991-927
7. Bob Stransky: 1954-925
8. Dennis Lokken: 1965-857
9. Jason Nelson: 1995-850
10. Dan Dickes: 1976-842
11. Jerry Lawson: 1967-830
12. Steve Krier: 1976-815
13. Randy Gross: 1978-809
14. **Brady Hale: 2015-770**
15. Bill Whisler: 1958-766
16. Jay Sohler: 1982-738
17. Dennis Jones: 1970-719
18. Mark Haugland: 1974-708
19. Roger Smith: 1964-670
20. Tony Overbaugh: 1987-638
21. Pete Johnson: 1966-596
22. **JJ Hejna: 2014-592**
23. Scott Nedved: 1998-565
24. Lance Wipf: 1993-555
25. Jud Bertsch: 1989-551
26. Wes Holmgren: 1964-544
27. Brad Gaulke: 1998-529

Yankton Bucks

[Print Schedule](#) | [View Team Roster](#)

Date	Time	Opponent	Location	Score	W/L	*Seed Pts.	Opp. W-L
Dec 08	8:00 p.m. CT	<u>Huron</u>	Huron	54-49	W	44	7-13
Dec 14	8:00 p.m. CT	<u>Brandon Valley</u>	Sioux Falls-Pentagon	49-37	W	47	14-6
Dec 16	6:00 p.m. CT	<u>Pierre T.F. Riggs</u>	Yankton	34-45	L	33	6-14
Dec 29	7:30 p.m. CT	<u>Mitchell</u>	Mitchell-Corn Palace	49-40	W	41	1-19
Dec 30	8:00 p.m. CT	DeLaSalle, MN	Sioux Falls-Pentagon	57-61	L	39	20-4
Jan 04	7:45 p.m. CT	<u>Harrisburg</u>	Harrisburg	54-75	L	39	16-4
Jan 05	7:00 p.m. CT	<u>Watertown</u>	Yankton	70-48	W	44	9-11
Jan 09	7:00 p.m. CT	<u>Sioux Falls Lincoln</u>	SF Lincoln	53-75	L	36	13-6
Jan 16	7:30 p.m. CT	<u>Sioux Falls O'Gorman</u>	SF O'Gorman	66-57	W	47	12-8
Jan 19	7:00 p.m. CT	<u>Brookings</u>	Brookings	66-38	W	41	4-16
Jan 20	3:00 p.m. CT	<u>Aberdeen Central</u>	Yankton	61-46	W	47	13-7
Jan 23	8:00 p.m. CT	<u>Harrisburg</u>	Yankton	50-48	W	50	16-4
Jan 26	8:00 p.m. CT	<u>Huron</u>	Yankton	58-65	L	33	7-13
Feb 02	7:00 p.m. CT	<u>Pierre T.F. Riggs</u>	Pierre	58-50	W	44	6-14
Feb 06	7:30 p.m. CT	<u>Sioux Falls Washington</u>	SF Washington	50-39	W	47	11-8
Feb 09	8:00 p.m. CT	<u>Mitchell</u>	Yankton	54-34	W	41	1-19
Feb 10	5:00 p.m. CT	<u>Aberdeen Central</u>	Aberdeen	55-64	L	36	13-7
Feb 17	7:00 p.m. CT	<u>Watertown</u>	Watertown	54-50	W	44	9-11
Feb 20	7:00 p.m. CT	<u>Brookings</u>	Yankton	61-49	W	41	4-16
Feb 24	6:00 p.m. CT	<u>Brandon Valley</u>	Yankton	44-54	L	36	14-6

^ Game not included in school's win-loss record

Home Game Away Game Tournament/Classic Game

Seed Points Average

41.500

* Seed points awarded based on opponent's win percentage (opponent's wins divided by opponent's number of games played):

<u>Opp. Win Pct.</u>	<u>Pts. for Win</u>	<u>Pts. for Loss</u>
.750 and above	50	39
.500 - .749	47	36
.250 - .499	44	33
.249 and below	41	30

- Games against non-varsity opponents do not count towards seed points
- Two (2) points deducted for each game played against an opponent from one (1) classification lower
- Three (3) points deducted for each game played against an opponent from two (2) classifications lower

#1 RC Stevens	60
#16 Pierre T.F. Riggs	45

20T

<u>Consolation Championship</u>	
Saturday, March 17	

#4 Harrisburg	54
#13 Watertown	48

<u>Consolation Semifinals</u>	
Friday, March 16	

#5 SF Washington	50
#12 SF Roosevelt	43

Round of 16 Contest Results

#3 SF Lincoln	69
#14 Huron	54

<u>1st Round - Quarterfinals</u>	
Thursday, March 15	

#6 Aberdeen Central	44
#11 Yankton	47

#2 RC Central	100
#15 Spearfish	41

20T

<u>Championship Round</u>	
Saturday, March 17	

#7 Brandon Valley	69
#10 Douglas	72

Records/Seed Point Averages

RC Stevens	17-3	44.368
RC Central	17-3	44.316
SF Lincoln	14-6	43.053
Harrisburg	17-4	42.550
SF Washington	12-8	42.421
SF O'Gorman	13-8	41.650
Douglas	16-5	41.650
Yankton	14-7	41.500

Session 3

11:45 a.m. CT (PREMIER Center)	
#8 SF O'Gorman	57
#10 Douglas	67

5th/6th Place Game



Session 2

12:45 p.m. CT (PREMIER Center)	
#10 Douglas	80
#3 SF Lincoln	73

Session 3

11:45 a.m. CT (SF Arena)	
#5 SF Washington	77
#3 SF Lincoln	73

7th/8th Place Game



Session 1

3:00 p.m. CT (SF Arena)	
#2 RC Central	66
#10 Douglas	54
#3 SF Lincoln	57
#11 Yankton	59

Tie-Breakers

#8 seed - wins vs. common opponents

3rd/4th Place Game

<u>Session 2</u>	
12:45 p.m. CT (SF Arena)	
#8 SF O'Gorman	68
#5 SF Washington	63

Session 1

3:00 p.m. CT (PREMIER Center)	
#1 RC Stevens	53
#8 SF O'Gorman	40
#4 Harrisburg	64
#5 SF Washington	47

2018 Class AA State Boys Basketball Tournament

Sioux Falls, SD

Session 3

7:30 p.m. CT (PREMIER Center)	
#4 Harrisburg	37
#11 Yankton	39

Championship Game

Session 3

3:15 p.m. CT (PREMIER Center)	
#1 RC Stevens	59
#2 RC Central	49

Yankton Bucks

Varsity
 Junior Varsity
 Sophomore
 Freshman (C)

[Print Roster](#) |
 [Export Roster](#) |
 [View Team Schedule](#)

Wh.	Dk.	Name	Ht.	Pos.	Grade	Head Coach:	Chris Haynes
2	2	Ben Jurrens	6'0	F	12	Asst. Coaches:	Arlin Likness, Jason Savey, Grant Rolfes
3	3	Miles Carda	5'7	G	11	Managers:	Trevor Hanson, Mac Heinrich, Lauren Bruening, Leila Schumacher
10	10	Jack Wolfgram	5'10	G	12	Managers:	Trevor Hanson, Mac Heinrich, Lauren Bruening, Leila Schumacher
11	11	Cooper Cornemann	5'11	G	10	Statisticians:	Lanna Lane, Destiny Pesek
12	12	Owen Feser	5'9	G	11	Ath. Trainer:	Trevor Woods
14	14	Rex Ryken	6'2	F	11	Cheerleaders:	Courtney Beil, Madison Eggen, Emily Kolker, Olivia Liebig, Erin McCarthy, Madison Schaefer, Grace Tolliver, Bucky (Mascot)
20	20	Cole Sawatzke	5'10	G	11	Cheer Coach:	Jacki Ellis
21	21	Casey Krejci	6'1	F	12	Superintendent:	Dr. Wayne Kindle
22	22	Justin Cap	5'10	G	11	Principal:	Dr. Jennifer Johnke
23	23	Cameron Krejci	6'0	F	12	Ath. Director:	Ryan Mors
24	24	Kieren Luellman	6'1	F	11	School Colors:	Red/Black
32	32	Matthew Mors	6'7	F	9	School Song:	Trio From the Land of Gold
34	34	Dalton Maibaum	6'2	F	11		
35	35	Hunter Kotrous	6'8	C	10		

Yankton Bucks

Varsity
 Junior Varsity
 Sophomore
 Freshman (C)

[Print Roster](#) |
 [Export Roster](#)

Wh.	Dk.	Name	Ht.	Pos.	Grade	Head Coach:	Arlin Likness
1	1	Conner Brown	5'8	G	11	Asst. Coaches:	
3	3	Miles Carda	5'7	G	11	Managers:	Trevor Hanson, Mac Heinrich, Lauren Bruening, Leila Schumacher
11	11	Cooper Cornemann	5'11	G	10	Statisticians:	Lanna Lane, Destiny Pesek
12	12	Owen Feser	5'9	G	11	Ath. Trainer:	Trevor Woods
13	13	Brennan Pipes	5'10	G	10	Cheerleaders:	
20	20	Cole Sawatzke	5'10	G	11	Cheer Coach:	Jacki Ellis
22	22	Justin Cap	5'10	G	11	Superintendent:	Dr. Wayne Kindle
24	24	Kieren Luellman	6'1	F	11	Principal:	Dr. Jennifer Johnke
25	25	Logan Pinkelman	6'2	F	11	Ath. Director:	Ryan Mors
30	30	Franky Ortega	5'8	G	11	School Colors:	Red/Black
31	31	Justin Payer	6'1	F/C	10	School Song:	Trio From the Land of Gold
33	33	Dylan Horn	5'11	G/F	10		
34	34	Dalton Maibaum	6'2	F	11		
35	35	Hunter Kotrous	6'8	C	10		
44	44	Grant Gill	6'2	F	10		
45	45	Reggie Bruder	6'3	F/C	10		

Yankton Bucks

Varsity
 Junior Varsity
 Sophomore
 Freshman (C)

[Print Roster](#) |
 [Export Roster](#)

Wh.	Dk.	Name	Ht.	Pos.	Grade	Head Coach: Jason Savey
4	4	Trey Redman	5'5	G	10	Asst. Coaches:
5	5	Gavin Raabe	5'7	G	10	Managers:
11	11	Cooper Cornemann	5'11	G	10	Statisticians:
13	13	Brennan Pipes	5'10	G	10	Ath. Trainer: Trevor Woods
15	15	Keegin Bose	5'8	G	10	Cheerleaders:
31	31	Justin Payer	6'1	F	10	Cheer Coach: Jacki Ellis
33	33	Dylan Horn	5'11	G/F	10	Superintendent: Dr. Wayne Kindle
35	35	Hunter Kotrous	6'8	C	10	Principal: Dr. Jennifer Johnke
41	41	Trevor Fitzgerald	5'9	G/F	9	Ath. Director: Ryan Mors
43	43	Aiden Feser	5'9	G/F	9	School Colors: Red/Black
44	44	Grant Gill	6'2	F/C	10	School Song: Trio From the Land of Gold
45	45	Reggie Bruder	6'3	F/C	10	

Yankton Bucks

Varsity
 Junior Varsity
 Sophomore
 Freshman (C)

[Print Roster](#) | [Export Roster](#)

Wh.	Dk.	Name	Ht.	Pos.	Grade	Head Coach:	Grant Rolfes
4	4	Aiden Feser	5'9	G	9	Asst. Coaches:	
10	10	Austin Frick	5'8	G	9	Managers:	
12	12	Peter Rodriguez	5'3	G	9	Statisticians:	
14	14	Simon Hacecky	6'0	F	9	Ath. Trainer:	Trevor Woods
20	20	Kaden Luellman	5'7	G	9	Cheerleaders:	
21	21	Trevor Fitzgerald	5'9	F	9	Cheer Coach:	Jacki Ellis
22	22	Jack Schaa	5'11	F	9	Superintendent:	Dr. Wayne Kindle
23	23	Quentin Moser	5'5	G	9	Principal:	Dr. Jennifer Johnke
24	24	Brady Smith	6'1	F	9	Ath. Director:	Ryan Mors
30	30	Tristan Redman	5'7	G	9	School Colors:	Red/Black
31	31	Jerry Kosmatka	6'2	F	9	School Song:	Trio From the Land of Gold
32	32	Tony McGlone	5'7	G	9		

Bucks Varsity

Teams League	All opponents			Season		2017/18: Yankton Bucks					Date	All games							
	G	PTS	P/G	Type	FG%	All						FT	FTA	FT%					
Scoring																			
Player	G	PTS	P/G	FG%	2FG	2FGA	2FG%	3FG	3FGA	3FG%	FT	FTA	FT%						
2 Jurrrens	22.0	53	2.4	28%	11	34	32%	3	16	18%	22	28	78%						
3 Carda	9.0	0	0.0	0%	0	3	0%	0	6	0%									
10 Wolfgram	24.0	225	9.4	38%	20	52	38%	44	113	38%	53	72	73%						
11 Cornemann	19.0	31	1.6	36%	4	12	33%	7	18	38%	2	4	50%						
12 Feser	19.0	38	2.0	28%	9	28	32%	2	11	18%	14	20	70%						
14 Ryken	24.0	153	6.4	44%	55	102	53%	4	31	12%	31	53	58%						
20 Sawatzke	9.0	5	0.6	14%	1	2	50%	1	12	8%									
21 Krejci	24.0	81	3.4	40%	24	47	51%	5	24	20%	18	26	69%						
22 Cap	1.0	0	0.0																
23 Krejci	24.0	131	5.5	35%	9	32	28%	33	85	38%	14	30	46%						
24 Luellman	4.0	0	0.0	0%	0	1	0%												
32 Mors	24.0	585	24.4	50%	158	282	56%	50	128	39%	119	157	75%						
34 Maibaum	3.0	2	0.7	100%	1	1	100%												
35	1.0	0	0.0																
Unassigned		0		0%	0	1	0%												
Total	24.0	1304	54.3	42%	292	597	48%	149	444	33%	273	390	70%						
Non-Scoring																			
Player	G	AST	A/G	BLK	B/G	RBO	RBD	RBDB	RBT	R/G	STL	S/G	DFL	FL	TURN	+FL	+TO	-BLK	TIME
2 Jurrrens	22.0	7	0.3			3	17		20	0.9	3	0.1		14	16				
3 Carda	9.0	2	0.2			2	3		5	0.6	2	0.2		4	4				
10 Wolfgram	24.0	42	1.8			28	56		84	3.5	34	1.4		46	38				
11 Cornemann	19.0	13	0.7			13	25		38	2.0	9	0.5		29	12				
12 Feser	19.0	10	0.5			6	8		14	0.7	6	0.3		16	9				
14 Ryken	24.0	36	1.5			28	83		111	4.6	16	0.7		44	42				
20 Sawatzke	9.0	2	0.2			2	2		4	0.4				1	2				
21 Krejci	24.0	32	1.3			21	52		73	3.0	17	0.7		47	16				
22 Cap	1.0						1		1	1.0									
23 Krejci	24.0	34	1.4	1	0.0	10	53		63	2.6	20	0.8		42	28				
24 Luellman	4.0						3		3	0.8	1	0.2			2				
32 Mors	24.0	42	1.8	23	1.0	37	111		148	6.2	30	1.2		52	74				
34 Maibaum	3.0						1		1	0.3					2				
35	1.0						1		1	1.0									
Total	24.0	220	9.2	24	1.0	150	416		566	23.6	138	5.8		295	245				
Shot Detail																			
Player	2pt GEN			DUNK		FBRK		JMPR		LAY		TIP		3pt GEN		HCRT			
2 Jurrrens	11/34													3/16					
3 Carda	0/3													0/6					
10 Wolfgram	19/51											1/1		44/113					
11 Cornemann	4/12													7/18					
12 Feser	9/28													2/11					
14 Ryken	55/102													4/31					
20 Sawatzke	1/2													1/12					
21 Krejci	24/47													5/24					
22 Cap																			
23 Krejci	9/32													33/85					
24 Luellman	0/1																		
32 Mors	148/271			8/9								2/2		50/128					
34 Maibaum	1/1																		
35																			
Total	281/585			8/9								3/3		149/444					

Bucks Junior Varsity

Teams	All opponents		Season		2017/18: Yankton Bucks						Date	All games	
League			Type		All								
Scoring													
Player	G	PTS	P/G	FG%	2FG	2FGA	2FG%	3FG	3FGA	3FG%	FT	FTA	FT%
1 Brown	13.0	8	0.6	11%	2	9	22%	0	8	0%	4	6	66%
3 Carda	18.0	155	8.6	33%	32	98	32%	23	66	34%	22	32	68%
11 Cornemann	19.0	177	9.3	40%	41	105	39%	19	43	44%	38	56	67%
12 Feser	13.0	131	10.1	39%	30	85	35%	12	21	57%	35	58	60%
13 Pipes	3.0	6	2.0	66%				2	3	66%			
20 Sawatzke	19.0	200	10.5	37%	13	32	40%	55	148	37%	9	16	56%
22 Cap	19.0	57	3.0	37%	15	40	37%	3	8	37%	18	32	56%
24 Luellman	19.0	120	6.3	40%	41	91	45%	7	28	25%	17	43	39%
25 Pinkelman	6.0	4	0.7	33%	2	3	66%	0	3	0%	0	1	0%
30 Ortega	16.0	17	1.1	29%	6	14	42%	1	10	10%	2	2	100%
31 Payer		0											
33 Horn	7.0	7	1.0	37%	3	6	50%	0	2	0%	1	3	33%
34 Mailbaum	17.0	21	1.2	18%	5	31	16%	1	2	50%	8	12	66%
35 Kotrous	11.0	48	4.4	41%	19	46	41%				10	20	50%
44 Gill	19.0	16	0.8	26%	6	22	27%	0	1	0%	4	11	36%
45 Bruder	9.0	2	0.2	25%	1	3	33%	0	1	0%	0	1	0%
Total	19.0	969	51.0	36%	216	585	36%	123	344	35%	168	293	57%

Non-Scoring

Player	G	AST	A/G	BLK	B/G	RBO	RBD	RBDB	RBT	R/G	STL	S/G	DFL	FL	TURN	+FL	+TO	-BLK	TIME
1 Brown	13.0					1	4		5	0.4	5	0.4		13	10				
3 Carda	18.0	3	0.2			13	44		57	3.2	45	2.5		50	37				
11 Cornemann	19.0	5	0.3	1	0.1	10	48		58	3.1	24	1.3		45	50				
12 Feser	13.0	6	0.5			8	21		29	2.2	19	1.5		18	25				
13 Pipes	3.0														1				
20 Sawatzke	19.0	1	0.1			12	27		39	2.1	19	1.0		30	30				
22 Cap	19.0	7	0.4			20	34		54	2.8	14	0.7		34	32				
24 Luellman	19.0	3	0.2			20	42		62	3.3	22	1.2		26	25				
25 Pinkelman	6.0					1	3		4	0.7	1	0.2		3	2				
30 Ortega	16.0					2	4		6	0.4	5	0.3		6	12				
31 Payer																			
33 Horn	7.0	1	0.1			4	1		5	0.7				4	6				
34 Mailbaum	17.0	1	0.1			4	15		19	1.1	4	0.2		19	8				
35 Kotrous	11.0	5	0.5	3	0.3	16	29		45	4.1	3	0.3		12	18				
44 Gill	19.0					11	21		32	1.7	8	0.4		34	13				
45 Bruder	9.0	1	0.1	1	0.1	4	7		11	1.2	1	0.1		8	6				
Total	19.0	33	1.7	5	0.3	126	300		426	22.4	170	8.9		302	275				

2017-18 YANKTON BUCKS SOPHOMORES

Scoring

Player	G	PTS	P/G	FG%	2FG	2FGA	2FG%	3FG	3FGA	3FG%	FT	FTA	FT%
1 Brown	1	4	4	25%	0	2	0%	1	2	50%	1	1	100%
4 Redman	14	46	3.3	71%	23	32	71%						
5 Raabe	17	45	7.5	22%	15	52	29%	3	29	10%	6	14	42%
13 Pipes	15	70	4.7	30%	5	21	23%	17	50	34%	9	14	64%
15 Bose	16	3	0.2	7%	1	9	11%	0	4	0%	1	3	33%
25 Pinkleman	1	0	0										
30 Ortega	1	0	0	0%	0	5	0%	0	2	0%			
31 Payer	18	25	1.4	15%	5	32	15%	1	8	12%	12	21	57%
33 Horn	17	167	9.8	38%	44	119	36%	10	22	45%	49	72	68%
35 Kotrous	13	56	4.3	42%	19	45	42%				18	25	72%
41 Fitzgerald	17	59	3.5	41%	19	43	44%	4	13	30%	9	25	36%
43 Feser	18	97	5.4	34%	19	49	38%	10	35	28%	29	49	59%
44 Gill	18	83	4.6	31%	27	79	34%	1	10	10%	26	52	50%
45 Bruder	14	70	5	43%	26	54	48%	0	6	0%	18	23	78%
Total	18	725	40.3	34%	203	542	37%	47	181	25%	178	299	59%

Non-Scoring

Player	G	AST	A/G	BLK	B/G	RBO	RBD	RBDB	RBT	R/G	STL	S/G	DFL	FL	TURN
1 Brown	1														1
4 Redman	14					1			1	0.1				1	
5 Raabe	16	2	0.1			4	16		20	1.2	10	0.6		27	37
13 Pipes	15	2	0.1	1	0.1	4	22		26	1.7	16	1.1		31	45
15 Bose	16					2	5		7	0.4	4	0.2		11	11
25 Pinkleman	1													1	
30 Ortega	1					1			1	1	1	1		1	1
31 Payer	18					5	24		29	1.6	7	0.4		18	39
33 Horn	17	2	0.1			16	39		55	3.2	15	0.9		33	62
35 Kotrous	13	3	0.2	1	0.1	20	41		61	4.7	3	0.2		16	30
41 Fitzgerald	17	1	0.1			6	25		31	1.8	10	0.6		20	19
42 Raabe	1	1	1				2		2	2	1	1		1	
43 Feser	18					6	35		41	2.3	27	1.5		21	24
44 Gill	18	3	0.2	4	0.2	19	59		78	4.3	25	1.5		41	31
45 Bruder	14	3	0.2	1	0.1	11	48		59	4.2	6	0.4		23	28
Total	18	17	0.9	7	0.4	95	316		411	22.8	127	7.1		245	328

Participation: Started the season with 11 players

Ended the season with 10 players

2017-18 Yankton Buck Basketball

Freshmen "A" Team



Player	#	GP	FGM	FGA	FG%	3PM	3PA	3P%	FTM	FTA	FT%	TOT	PPG	OR	DR	RPG	A	APG	TO	TOPG	ST	STPG
Aidan Feser	4	19	78	182	43%	16	89	18%	49	88	56%	253	13.3	42	97	7.3	32	1.7	57	3.0	56	2.9
Austin Frick	10	19	20	74	27%	19	64	30%	20	27	74%	117	6.2	21	58	4.2	35	1.8	30	1.6	42	2.2
Peter Rodriguez	12	3	0	1	0%	0	1	0%	0	0	0%	0	0.0	0	0	0.0	1	0.3	0	0.0	1	0.3
Simon Hacecky	14	19	22	57	39%	11	38	29%	9	19	47%	86	4.5	16	42	3.1	9	0.5	23	1.2	19	1.0
Kaden Luellman	20	19	17	84	20%	15	45	33%	14	30	47%	93	4.9	8	24	1.7	21	1.1	44	2.3	17	0.9
Trevor Fitzgerald	21	19	59	153	39%	18	84	21%	40	91	44%	212	11.2	21	46	3.5	20	1.1	32	1.7	40	2.1
Jack Schaa	22	10	8	13	62%	0	0	0%	4	11	36%	20	2.0	5	17	2.2	0	0.0	4	0.4	10	1.0
Quentin Moser	23	4	0	1	0%	1	1	100%	0	0	0%	3	0.8	0	0	0.0	0	0.0	4	1.0	1	0.3
Brady Smith	24	11	2	21	10%	0	0	0%	2	4	50%	6	0.5	7	10	1.5	0	0.0	9	0.8	3	0.3
Tristan Redman	30	2	0	0	0%	0	0	0%	0	0	0%	0	0.0	0	0	0.0	0	0.0	0	0.0	0	0.0
Jerry Kosmatka	31	0	0	0	0%	0	0	0%	0	0	0%	0	0.0	0	0	0.0	0	0.0	0	0.0	0	0.0
Tony McGlone	32	8	1	3	33%	0	2	0%	2	2	100%	4	0.5	0	2	0.3	0	0.0	3	0.4	2	0.3
Team Totals		19	207	589	35%	80	324	25%	140	272	51%	794	41.79	120	296	21.89	118	6.2	206	10.84	191	10.1

Scores

Yankton		Opponent		Yankton		Opponent		Overall	
W	L	PPG	OPP	W	L	PPG	OPP	W	L
L	34	38	@ Huron	L	29	58	vs Harrisburg	4	15
L	13	49	@ Brandon Valley	W	56	40	vs Huron		
L	58	63	vs Pierre	W	54	38	@ Pierre		
W	40	30	@ Mitchell	W	53	50	@ SF Washington		
L	51	59	@ Harrisburg	L	35	45	vs Mitchell		
L	41	54	vs Watertown	L	47	48	@ Aberdeen		
L	24	60	@ SF Lincoln	L	45	68	@ Watertown		
L	44	60	vs @ SF O'Gorman	L	43	54	vs Brookings		
L	32	43	@ Brookings	L	48	58	vs Brandon Valley		
L	49	54	vs Aberdeen						





2017-18 Yankton Buck Basketball

Freshmen "B" Team



Player	#	GP	FGM	FGA	FG%	3PM	3PA	3P%	FTM	FTA	FT%	TOT	PPG	OR	DR	RPG	A	APG	TO	TOPG	ST	STPG
Aidan Feser	4	0	0	0	0%	0	0	0%	0	0	0%	0	0.0	0	0	0.0	0	0.0	0	0.0	0	0.0
Austin Frick	10	13	7	27	26%	2	12	17%	7	10	70%	27	2.1	3	11	1.1	6	0.5	9	0.7	4	0.3
Peter Rodriguez	12	16	64	150	43%	9	35	26%	9	18	50%	164	10.3	10	16	1.6	8	0.5	40	2.5	108	6.8
Simon Hacecky	14	16	11	31	35%	4	22	18%	9	16	56%	43	2.7	10	20	1.9	1	0.1	18	1.1	7	0.4
Kaden Luellman	20	15	15	32	47%	6	17	35%	10	19	53%	58	3.9	1	8	0.6	5	0.3	7	0.5	3	0.2
Trevor Fitzgerald	21	0	0	0	0%	0	0	0%	0	0	0%	0	0.0	0	0	0.0	0	0.0	0	0.0	0	0.0
Jack Schaa	22	11	24	54	44%	1	3	33%	9	17	53%	60	5.5	22	44	6.0	1	0.1	11	1.0	13	1.2
Quentin Moser	23	17	10	41	24%	5	30	17%	6	11	55%	41	2.4	8	14	1.3	9	0.5	27	1.6	13	0.8
Brady Smith	24	14	27	81	33%	0	0	0%	12	38	32%	66	4.7	27	35	4.4	0	0.0	16	1.1	12	0.9
Tristan Redman	30	15	14	35	40%	5	29	17%	5	7	71%	48	3.2	7	27	2.3	4	0.3	37	2.5	4	0.3
Jerry Kosmatka	31	17	3	10	30%	0	2	0%	0	0	0%	6	0.4	1	16	1.0	1	0.1	10	0.6	2	0.1
Tony McGlone	32	15	34	129	26%	4	23	17%	31	57	54%	111	7.4	17	47	4.3	9	0.6	77	5.1	15	1.0
Team Totals		17	209	590	35%	36	173	21%	98	193	51%	624	36.71	106	238	20.24	44	2.6	252	14.82	181	10.6

Scores

Yankton		Opponent		Yankton		Opponent		Overall		
W	L	W	L	W	L	W	L	W	L	
44	26	@ Huron	L	24	73	vs Harrisburg	6	11	37.76	48.18
29	38	@ Brandon Valley	W	57	27	vs Huron				
49	40	vs Pierre	W	48	43	@ Pierre				
27	37	@ Mitchell	-	-	-	@ SF Washington				
34	64	@ Harrisburg	L	34	36	vs Mitchell				
30	66	vs Watertown	L	51	58	@ Aberdeen				
20	64	@ SF Lincoln	L	50	77	@ Watertown				
-	-	vs @ SF O'Gorman	L	36	38	vs Brookings				
36	29	@ Brookings	L	29	63	vs Brandon Valley				
44	40	vs Aberdeen	OT							





2017-18 ALL ESD BOYS BASKETBALL TEAM

Name	Grade	School
Cole Bergan	12	Aberdeen Central
Jonah Doher	12	Aberdeen Central
Cade Terveer	12	Brandon Valley
Evan Talcott	11	Brandon Valley
Nick Hoyt	11	Harrisburg
Brady VanHolland	12	Harrisburg
Kobe Busch	10	Huron
Peyton Zable	12	Pierre T.F. Riggs
Cade Cummings	12	Watertown
Matthew Mors	9	Yankton

2017-18 HONORABLE MENTION ALL ESD BOYS BASKETBALL TEAM

Name	Grade	School
Drew Cole	11	Brookings
Ace Zorr	12	Harrisburg

BOYS BASKETBALL (ESD TEAM RECORD)

1.	Harrisburg	13-3
T2.	Aberdeen Central	12-4
T2.	Brandon Valley	12-4
4.	Yankton	11-5
5.	Watertown	8-8
6.	Pierre T.F. Riggs	6-10
7.	Huron	5-11
8.	Brookings	4-15
9.	Mitchell	1-15



2017-18 ALL-STATE – FIRST TEAM

Name	Grade	School
Peyton Zabel	12	Pierre
Matthew Mors	9	Yankton
Jaron Zwagerman	12	Sioux Falls O’Gorman
Diang Gatluak	12	Sioux Falls Lincoln
Cole Bergan	12	Aberdeen Central
Kailleb Walton-Blanden	12	Rapid City Central

2017-18 ALL-STATE – SECOND TEAM

Name	Grade	School
Cooper Bowman	12	Rapid City Stevens
Nick Hoyt	11	Harrisburg
Evan Talcott	11	Brandon Valley
Brady VanHolland	12	Harrisburg
Logan Uttecht	12	Sioux Falls Washington
Kobe Busch	10	Huron

2017-18 ALL-TOURNAMENT TEAM

Name	Grade	School
Diang Gatluak	12	Sioux Falls Lincoln
Logan Uttecht	12	Sioux Falls Washington
Jaron Zwagerman	12	Sioux Falls O’Gorman
Dylan Pourier	11	Douglas
Dylan Hay	12	Rapid City Central
Kallieb Walton-Blanden	12	Rapid City Central
Cooper Bowman	12	Rapid City Stevens
Will Moore	12	Rapid City Stevens
Rex Ryken	11	Yankton
Matthew Mors	9	Yankton
Ace Zorr	12	Harrisburg
Brady VanHolland	12	Harrisburg

YHS BUCK BASKETBALL

R 1 S E

“The rise upwards can be difficult, surely setbacks will occur, but resiliency will lead you to the top.”

R Resiliency

1 ESD-STATE

S Sacrifice-WE over ME

E Effort-Everyday Give Your Best

Play Hard-Play Smart-Play Together=Fun!!!

**Trust 70 Practices and
24 Games Together!!!**

